

There's lots of elbowroom at the helm and the skipper's luxurious seat can be adjusted to allow comfortable helming whether standing or seated. If you are around six foot, you may find that the angle of the screens reflect the console and this reduces the otherwise great all-round view.

The battery switches are conveniently positioned by the helmsman's feet and the standard fit bow thruster control is sited beside the wheel. The cockpit cushions on the test boat were all one piece but in future these will be in removable sections with gripped GRP bases.

Access to the foredeck is made easy with 7in side decks and the high guardrails are set at a

better height than on previous designs. At the bow the all-inclusive anchor and winch provide you with peace of mind when overnighting in popular night-owl locations.

#### Exterior

A modern facelift for a successful, proven design.



#### Accommodation

The cockpit backs up the theory that this is a boat designed for a couple that occasionally invite guests aboard, but generally prefer to have the boat all to themselves. This cruising brief is superbly realised below decks, with an open, separate double cabin forward and a galley dinette amidships incorporating a convertible sofa to starboard.

The forward cabin's 4ft 6in-wide berth is set athwartships and provides space for a bedside table to port and a 3/4 height wardrobe to starboard. This layout may mean that you have to clamber over the outside person in order to get a glass of water but it also means you end up with more useable




“This is a value for money craft that doesn't compromise on quality”

dangerously short on berths but there is method in the madness. With no mid cabin, you win a lower, easily boarded deck height and a clear, one-level cockpit, both pivotal inland features.

#### Design & build

A practical and high quality single-cabin riverboat



But the 29's most practical deck feature is a hinged radar mast, that gives an air draught of just 6ft 6in (2.1m) – low enough to squeeze under any bridge on the main inland waterways.

#### Exterior

The cockpit doesn't have masses of seating but the two main areas deliver a dining and lounging split with space for two up at the helm. And, importantly, the whole of the cockpit can be used when the canopies are up.

The helm is well protected by five drop-down screens, which give good visibility in every direction. And, should you need to drop beneath the infamous Osney Bridge, the three forward screens and arch are easy for two people to lower, although the heavy side screens are more of a handful. Windscreen wipers are standard to both the port and central screens with an optional third to starboard should you feel the need.



MOTOR BOATS TESTED

# Westwood 29

A delightfully easy to cruise riverboat, designed for couples to enjoy in perfect solitude **REPORT BY JUSTIN OLESINSKI**

#### Tester says...



My riverboat experience is minimal so I'm really looking forward to seeing how this cruiser stacks up against coastal equivalents



The helm seat can be adjusted to suit but the screens reflect the console

**B**ritish builder Westwood's latest inland offering is perfect for novice boaters – it's easy to use with a price that represents excellent value. But with only one cabin, the boat's family cruiser rating could be harmed.

#### Design & build

Based on the proven Aquafibre hull that was used as the basis for the Broom 29, Westwood's design team has delivered a revamped deck moulding, which brings this model right up to date. And the yard's commitment to creating value for money craft without compromising on quality really pays dividends here with a fully stocked cruising package that starts at £106k.

But there is one omission we need to deal with before we go any further, and that is a mid cabin. A one-cabin 30ft cruiser might sound

- NEW** ARVOR 280 AS from £73,869\*
- ARVOR 250 AS from £52,130\*
- ARVOR 230 AS from £37,347\*
- ARVOR 215 AS from £27,782\*
- ARVOR 215 from £27,782\*
- ARVOR 190 from £22,565\*

# ARVOR

Great fishing - by design



Impressive standard specs include • Powerful inboard diesel • Shaft drive • Rod holders/filleting tray • Live baitwell • Full colour electronics • Mooring pack • Electric windlass • Trim Tabs (230AS, 250AS & 280AS) • Bowthruster (230AS, 250AS & 280AS)

Covering Wales:  
Cambrian Boat Centre  
t 01792 467263  
Maritime Quarter, Swansea  
robin@cambranboats.co.uk • www.cambranboats.co.uk

**EssexBoatyards.com**  
We manufacture fun!

Covering the South Coast from Lymington to Lyme Regis:  
Parkstone Bay Yachts  
t +44(0)1202 724917  
Parkstone Bay Marina, Poole, Dorset  
tom@parkstonebay.com • www.parkstonebay.com

**UK Head Office and Central Sales**

Essex Boatyards Ltd • t +44(0)1702 258885 • Essex Marina, Wallasea Island • sales@essexboatyards.com • www.essexboatyards.com

# ABP HAVEN MARINAS

## FLEETWOOD

Situated in an ideal location for cruising up or down the NW coast and to Wales, Isle of Man and Ireland

- 150 NEW berths (total 420), by Spring 2009
- NEW 75 tonne hoist
- Large NEW luxury toilets and showers
- All new berths are large up to 20m
- A new marina and port office is under construction
- All berths are fully serviced
- Layup ashore, in a secure surfaced compound
- Secure marina area which is monitored by CCTV
- Plus all normal marina facilities

Telephone: +44 (0) 1253 879062/872323  
email: psmith@abports.co.uk  
www.abports.co.uk



FLEETWOOD HAVEN      IPSWICH HAVEN      LOWESTOFT HAVEN

## IPSWICH

**The Marina in the heart of Ipswich**

- Easy access and generous manoeuvring space between all our 270 berths and piers
- 70 tonne hoist and boat storage facilities
- Electricity and fresh water
- Boatyard services
- Laundrette
- Chandlery
- Brokerage and new boat sales
- WIFI available
- Secure marina area which is monitored by CCTV
- Plus all other facilities as Lowestoft Haven Marina

Telephone: +44 (0) 1473 236644  
email: ipswichhaven@abports.co.uk

## LOWESTOFT

**Situated in School Road and Hamilton Dock with access to the broads and open sea**

- Currently 190 berths
- Designated fully serviced visitors pontoon to accommodate clubs, rallies, groups and individuals
- Large luxury shower and toilet facilities
- Diesel and gas sales
- Recycling and refuse facilities, waste oil and battery disposal
- Large car park
- Plus other facilities as Ipswich Haven Marina

Telephone: +44 (0) 1502 580300  
email: lowestofthaven@abports.co.uk  
www.lowestofthavenmarina.co.uk

Telephone: +44 (0) 1473 236644  
email: ipswichhaven@abports.co.uk



## BOAT REPORT WESTWOOD 29



The open cockpit and saloon design keeps everyone in touch



The offset double berth is a decent size and is surrounded by windows



Basic toilet struggles for height



The cabin's wardrobe and dressing table



Quality fittings and lots of light make the saloon a place to relax and unwind



Access to the single engine is easy



Nearby lockers, perfect for tools

space once in bed. Headroom is a healthy 5ft 11in making this a pleasant retreat for those overnight stays and there is plenty of light and ventilation provided by the overhead hatch, forward window and the long side windows.

The toilet compartment to port has only 5ft 9in of headroom but a large, flat, standing area allows you to move about without too much bother. A shower curtain is a little low rent but it does the job of keeping the compartment dry.

The lower saloon is a conservative blend of Alcantara furnishings, with Venetian blinds and stainless steel power socket fittings. A full range of swatches is available to personalise the interior and curtains are an option if you prefer a more

traditional setting. However, in order to keep costs down the only timber option is cherry. The convertible sofa to starboard sits opposite the fully equipped galley, which has a four-burner gas hob, under counter oven/grill, large refrigerator and a sink with a drainer. There's plenty of storage in the overhead lockers and the soft-close drawers are a high quality touch. The long side ports provide a certain amount of light but, more importantly, they are set at eye-level, enabling you to see outside when seated.

**Accommodation**  
No second cabin but the saloon makes up for it  
✓✓✓✓✓

**Engine options & access**  
Access to the engineroom and lazarette is via separate hatches in the cockpit floor. The Nanni 50hp engine sits relatively close to the sternland

making shaft and gland checks simple. Despite housing a 364lt water tank, the lazarette is particularly spacious, another benefit of that missing mid cabin. If shorepower is in short supply there is enough room down here to fit a 5kW generator too. The engine and domestic batteries are situated beneath the cabin's bottom companionway step near the main distribution panel.

**Engine options & access**  
Separate enginebay and lazarette is handy  
✓✓✓✓✓

**Performance & handling**  
After a couple of days of torrential rain the river near Penton Hook flowed at a brisk 2.5 knots, so the 29's close-quarter manoeuvring skills were thoroughly tested. A few quick blasts on the powerful Vetus bow thruster pulled us away

Despite the 10ft beam the stability was rock solid

## BOAT REPORT

### WESTWOOD 29

from the pontoon. And with the single rudder pushed hard over and a dab of power on we spun 180° across the rip without any fuss.

The 29 kept a straight course and reacted equally well to gentle movements of the wheel. Reversing is always tricky on a single engine craft, especially one with a good measure of keel running along the hull. There was a fair amount of prop walk to port but once you become accustomed to this, it wasn't an issue. An optional stern thruster is available for £3822, which may be useful if your marina berth is tight.

Underway the Westwood cruised comfortably and quietly. With a less than generous beam of 10ft 5in you might expect the 29 to be less stable than other 30-footers but it was rock solid.

Fuel consumption with the Nanni 50hp shaftdrive is superb and a fuel tank of just 35gal means you can cruise comfortably for 400 miles without stopping, although by that time the standard fit holding tank might need a breather.

#### Performance & handling

Solid handling and a standard fit bow thruster



#### Specification & value

The inland market, like every other, is highly competitive so it is important to set a good entry-level price and an educated standard specification. With the 29, Westwood has achieved both of these things. Inland liveaboards are catered for with a gas-powered galley, holding tank and calorifier as standard, as well as the teak bathing platform. And the level of workmanship and quality far outweigh the keen price. What's more, the first five boats Westwood sells will include all the optional extras for free.

#### Specification & value


Undercuts the market on price and spec



## Verdict

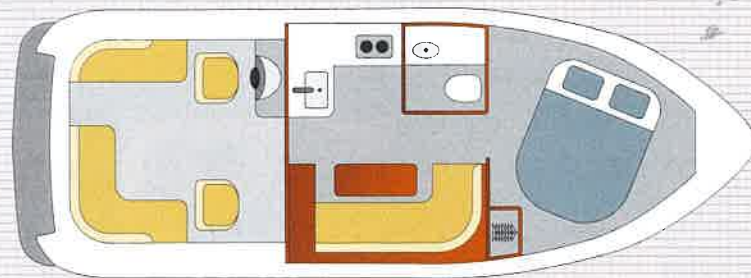
Westwood has come up with a quality cruiser that will keep both newcomers and experienced riverboaters very happy. It is also impressive to see a builder identify the specification buyers will want and supply most of it as standard. But with a definite lean towards boating for two, for extended cruising at least, a family's needs do ultimately suffer.

MBM rating



7/10

## Westwood 29 technical data



### specifications

BUILD	GRP
RCD	Category C
LENGTH OVERALL	29ft 0in (8.84m)
HULL LENGTH	29ft 0in (8.84m)
BEAM	10ft 5in (3.17m)
DRAUGHT	2ft 6in (0.76m)
AIR DRAUGHT (mast down)	6ft 6in (1.98m)
DISPLACEMENT	4 tonnes
FUEL CAPACITY	35gal (160lt)
WATER CAPACITY	80gal (364lt)

### key dimensions

WIDTH OF SIDE DECKS	7in (18.5cm)
HEADROOM IN SALOON	5ft 11in (1.81m)
HEADROOM IN MASTER CABIN	5ft 9in (1.79m)
FORECABIN BERTH	6ft 6in x 4ft 6in (2m x 1.37m)



### performance

Engines	50hp Nanni
Configuration	4 cyl 2.1lt 50hp @ 2800rpm
Conditions	Wind Force 2, river state strong, 2.5-knot flow
Load	fuel 100%, water 0%, crew 4

Rpm	knots	gph	lph	mpg	range	noise
1000	3.2	0.22	1	14.5	406	59
1200	4.0	0.26	1.2	15.4	432	62
1400	4.5	0.33	1.5	13.6	380	67
1600	5	0.44	2	11.4	319	68
2000	6	0.88	4	6.8	190	73

Range figures quoted above are in miles based on standard fuel tanks and include a 20% margin. GPH & MPG refer to imperial gallons. These figures may vary due to weather conditions, air, water, engine temperature, crew numbers, hull fouling, fuel quality and other issues. Noise readings in dB(A) were taken at the helm with no covers.

### prices

STANDARD BOAT	inc VAT
With 50hp Nanni	£106,892
INVERTOR	£1292
VETUS STERN THRUSTER	£3822
RUDDER INDICATOR	£405
CD/RADIO	£590

NOTE: the first five boats sold are entitled to optional extras free of charge

**BOAT AS TESTED** £109,179

ENQUIRIES Penton Hook Marine Sales.

Tel: 01932 570055

www.thamesboatsales.co.uk

### the rivals



**SHEERLINE 950AC**  
From £113,000  
Cheapest of the rivals, this is a highly finished two-cabin cruiser with eye-catching looks to match.  
Tel: 01603 701100  
www.river-boats.co.uk



**ANTARIS 950**  
From £115,000  
This Dutch cruiser offers an aft cabin, centre-console design that's suitable for coastal waters too.  
Tel: 0118 9402162  
www.antarisboats.com



**HAINES 29 SEDAN**  
From £124,774  
The popular high-end Sedan cruiser is well-spec'd with a similar layout to the Westwood 29.  
Tel: 01692 582180  
www.hainesmarine.co.uk